







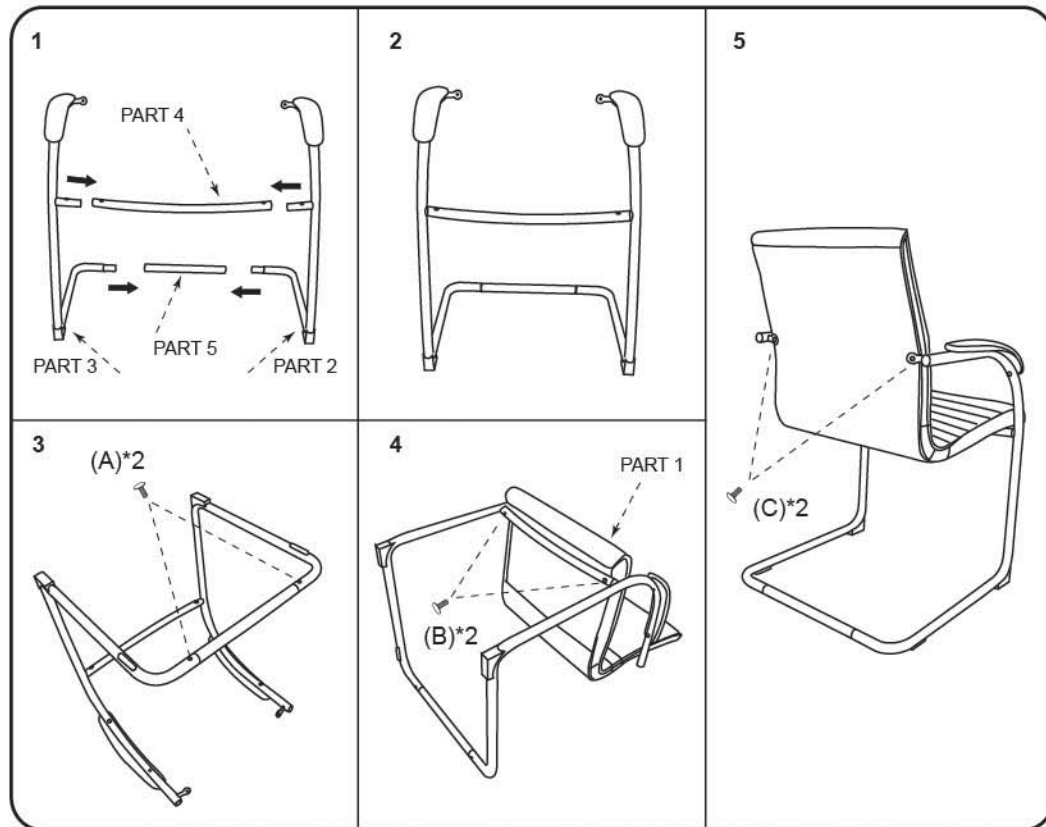


**IMPORTANT NOTICE:
HARDWARE PACKAGE IS ATTACHED
ON THE BOTTOM OF SEAT CUSHION.**

MODEL : B9536

(1)x1	(2)x1	(3)x1
	 Arm-Left	 Arm-Right
(4)x1	(5)x1	
		
(A)X2  M6 X 12 SCREWS FOR BOTTOM TUBE	(B)X2  M6 X 36 SCREWS FOR TOP TUBE AND SEAT	(C)X2  M6 X 18 SCREWS FOR BACKREST



Insert and loosely tighten all screws. When assembly is completed, fully tighten all screws before using. This chair is only intended for sitting. Any other use will void the warranty.

