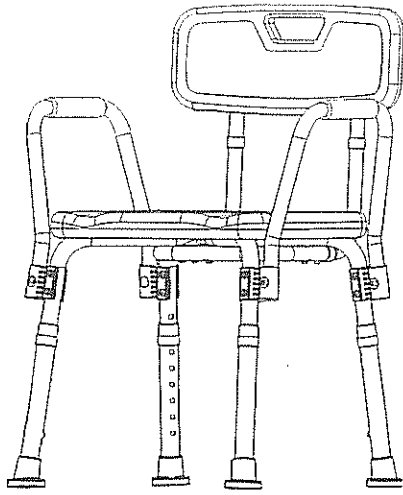


Thank you for your purchase!



Bath & Shower Chair With Back & Arms

ASSEMBLY INSTRUCTIONS

Before You Begin:

Please identify all component parts and hardware pieces required before you begin.

Carefully remove all the components from the packaging and set aside for assembly.

Assemble on a soft surface to prevent scratching during assembly.

Caution:

Tighten all components securely before use. Failure to do so may result in personal injury. DO NOT use any sharp objects to open plastic wrapped components as damage to product or components may result.

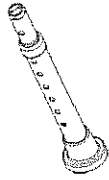
Warning:

CHOKING HAZARD - Small Parts. Adult Assembly Required.

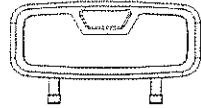
DO NOT ALLOW CHILDREN TO CLIMB ON THE CHAIR



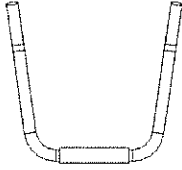
PARTS



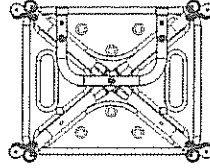
x4 foot tubes



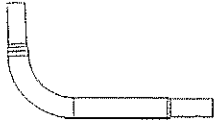
x1 plastic backrest



x2 armrest tubes

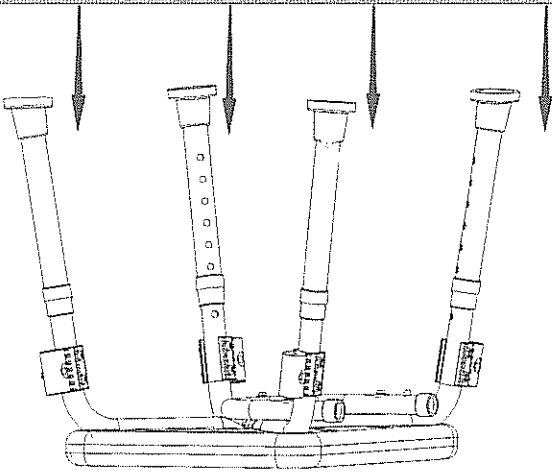


x1 plastic seat

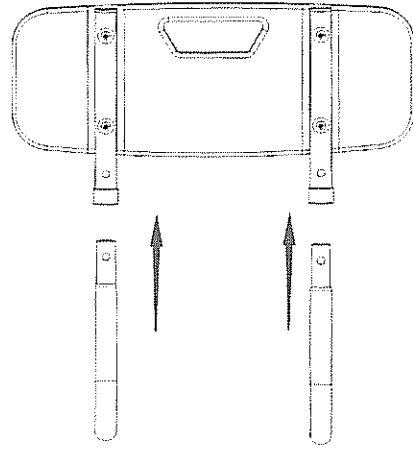


x2 backrest tubes

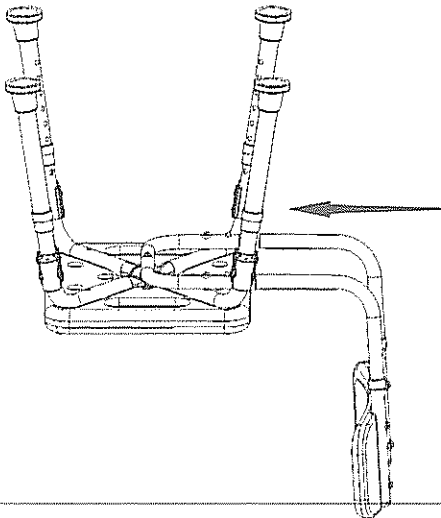
STEP 1



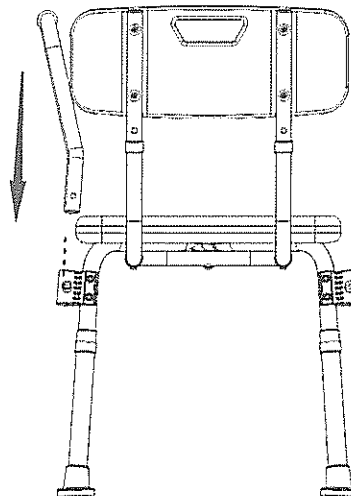
STEP 2



STEP 3



STEP 4



Thank you for purchase!